

VitalSpares – Auto Parts Management Software

Introduction

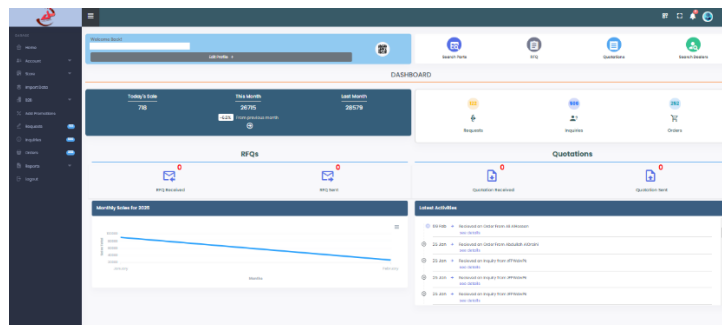
The **Vital Spares Dealers Module** is designed to streamline and enhance the operations of auto parts dealers. This module offers a comprehensive suite of tools to manage accounts, store inventory, transactions, and reports efficiently. Dealers can track sales, purchases, stock adjustments, customer interactions, and expenses with ease. The system also provides detailed reports to facilitate informed business decisions.

Account Module

DASHBOARD

The dashboard provides an overview of your business activities, including:

- Sales statistics for the current day, month, and previous month comparisons.
- Received and sent RFQs (Requests for Quotations) and quotations.
- Latest activities related to sales, purchases, and stock management.



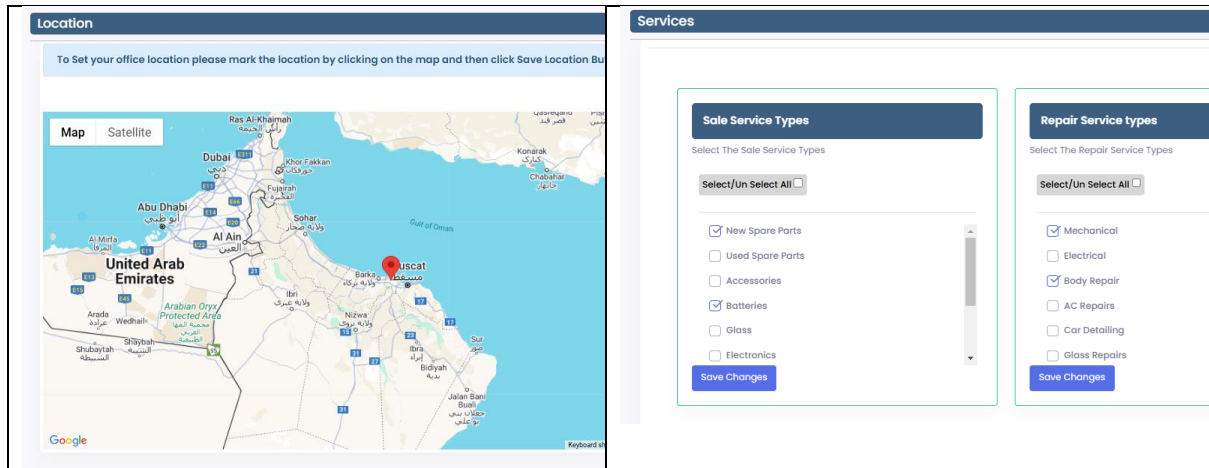
PORTFOLIO

Allows dealers to configure their business profile, including:

- Bio data, business logo, and contact details.
- Set location on the map for customer reference.
- Upload images related to the store and business operations.

The screenshot shows two side-by-side configuration forms. The left form, titled 'Company Details', contains various input fields for business information: Company Title, Email, Service Types (with a dropdown menu), Contact Person, Company Logo (with a 'Choose File' button), Contact Person Tel, Registration Number, Country (pre-filled with 'Oman'), Tax Number (pre-filled with 'OM10009248'), City (pre-filled with 'Muscat'), Establishment Year, Address, and Currency (pre-filled with 'OMR - Riyal'). A 'Description' field is also present at the bottom. The right form, titled 'Images', features a 'Click + Button to add photos' and a central area where a business image of a car is displayed with a 'Remove file' button below it.

VitalSpares – Auto Parts Management Software



SALES PERSON

- Add and manage salespersons associated with the dealership.
- Assign responsibilities and access control.

Sales Person

Name

Email

Contact Number

Password

Confirm Password

Save

EXPENSE TYPES

- Define and categorize different expense types.
- Maintain a master listing for easy selection during expense recording.

Add Expense Type

Id	Title
1004	Staff Gifts
1003	Shop Repairs
1002	Salaries
1	Misc Expense

SUPPLIERS

- Add and manage supplier details, including contact information.
- Maintain a structured list of suppliers for easy reference.

SUPPLIERS

Title

Contact Number

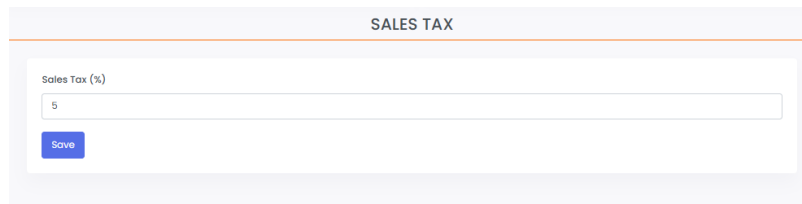
Email

Save

VitalSpares – Auto Parts Management Software

SALES TAX

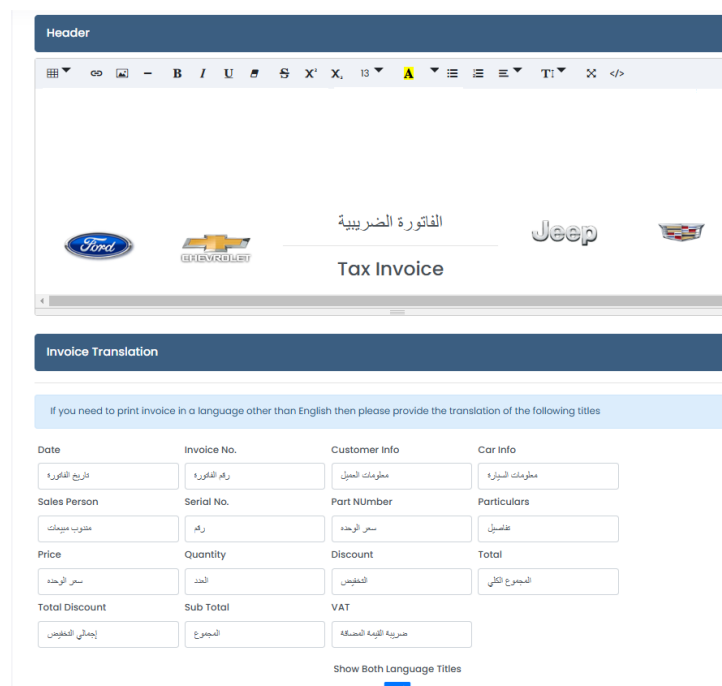
- Configure applicable sales tax percentages.
- Ensure tax compliance and automatic tax calculations in transactions.



The screenshot shows a web form titled "SALES TAX". It contains a single input field labeled "Sales Tax (%)" with the value "5" entered. Below the input field is a blue "Save" button.

INVOICE PRINT SETTING

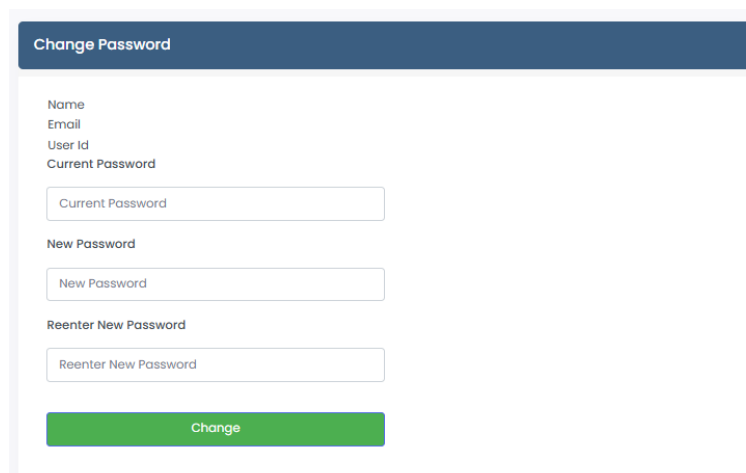
- Customize the appearance of sales invoices, including headers, footers, and labels.
- Adjust formatting for professional invoice printing.



The screenshot shows a web form titled "Invoice Translation". It features a rich text editor at the top with a toolbar and a preview area showing a sample invoice header with logos for Ford, Chevrolet, and Jeep, and the text "الفاتورة الضريبية" and "Tax Invoice". Below the editor is a section with a blue header "Invoice Translation" and a light blue box containing the instruction: "If you need to print invoice in a language other than English then please provide the translation of the following titles". This is followed by a grid of input fields for various invoice fields, with English labels on the left and Arabic labels on the right. The fields include: Date (تاريخ الفاتورة), Invoice No. (رقم الفاتورة), Customer Info (معلومات العميل), Car Info (معلومات السيارة), Sales Person (معلومات مندوب), Serial No. (رقم), Part Number (سعر الوحدة), Particulars (تفاصيل), Price (سعر الوحدة), Quantity (العدد), Discount (التخفيض), Total (المجموع الكلي), Total Discount (إجمالي التخفيض), Sub Total (المجموع), and VAT (معدلة القيمة المضافة). At the bottom, there is a "Show Both Language Titles" checkbox which is checked.

CHANGE PASSWORD

- Secure the account by updating the password regularly.
- Ensures enhanced security for dealer accounts.



The screenshot shows a web form titled "Change Password". It contains four input fields: "Current Password", "New Password", and "Reenter New Password". Below the input fields is a green "Change" button.

VitalSpares – Auto Parts Management Software

Store Module

AUTO PARTS

- Add and modify auto parts details, including photos, type, price, compatibility with vehicles, and condition.

The screenshot shows the 'AUTO PART' form. At the top, there is a header 'AUTO PART' and an 'Add Image' button. Below this is a 'Product Images' section with an 'Add Image' button. The form is divided into several sections: 'Part Category' (dropdown menu set to 'Other Parts'), 'Title' (text input for 'Product Name'), 'Part Type' (dropdown menu set to 'Part type'), 'Condition' (dropdown menu), 'Cost Price' (text input set to 'Optional'), 'Sale Price' (text input), 'Description' (text area set to 'Optional'), 'Product Number' (text input set to 'Optional'), 'Made In' (dropdown menu set to 'Made in'), 'Manufacturer' (text input for 'Manufacturer Name'), 'Location' (dropdown menu set to 'Other Location'), and 'Compatible Vehicles' (a table with columns for 'Car Brand', 'From', 'To', and 'Add'). At the bottom, there are three checkboxes: 'Is Warranty Available' (unchecked), 'Is Tax Applicable' (checked), and 'Part is Available' (checked).

VEHICLES

- Manage vehicle listings with details such as photos, make, model, mileage, and price.

The screenshot shows the 'ADD VEHICLE' form. At the top, there is a header 'ADD VEHICLE' and an 'Add Image' button. Below this is a 'Car Condition' dropdown menu set to 'New'. The 'Vehicles Make and Model' section has a 'Car Brand' dropdown menu. The 'Year' dropdown menu is set to 'Nothing selected'. The 'Fuel Type' dropdown menu is set to 'Select Fuel Type'. The 'Transmission Type' dropdown menu is set to 'Select Transmission Type'. The 'Mileage' dropdown menu is set to 'Mileage'. The 'Price' text input is empty. The 'Description' text area is set to 'Optional'. At the bottom, there is a 'Save Changes' button.

STOCK ADJUSTMENTS

- Modify stock levels manually due to loss, damage, or other adjustments.
- Stock updates automatically reflect in inventory.

The screenshot shows the 'STOCK ADJUSTMENT' form. At the top, there is a header 'STOCK ADJUSTMENT' and a date/time stamp 'Date: 2/10/2025 3:01:44 PM'. Below this is a 'Spare Part' dropdown menu. The 'Action' dropdown menu is set to 'Add'. The 'Quantity' text input is empty. The 'Part' text input is empty. The 'Quantity' text input is empty. At the bottom, there is a 'Save Changes' button.

VitalSpares – Auto Parts Management Software

PURCHASE INVOICE

- Record purchase transactions, including supplier details, items, prices, and date.
- Stock is updated automatically upon invoice entry.

PURCHASE

Date 2/10/2025 3:02:24 PM

Supplier: [Dropdown] Receive From: Optional Remarks: Optional

Spare Part: [Dropdown]

Purchase Price: [Input] Quantity: [Input] Update Product Cost: [Input] Add: [Button]

Part	Cost	Quantity
------	------	----------

Save Changes

PURCHASE RETURN

- Process returns for purchased items.
- Stock levels adjust accordingly after return processing.

PURCHASE RETURN

Please select the item from the dropdown list and enter quantity to return

Date 2/10/2025 3:03:38 PM

Received From: BLUE BIRD INV# 9005

Auto Parts

Part: [Dropdown] Price: [Input] Quantity: [Input] Total: [Input]

Remarks: [Input] Add: [Button]

Part	Price	Quantity	Discount	Total
SAESW20 SLTR MOPAR USA	11	58		
SYNTHETIC ATF HP MOBIL 1 GM	7.61	87		

Save Changes

SALES INVOICE

- Generate and manage sales invoices with customer details, parts sold, prices, and discounts.
- Stock is updated automatically when an invoice is issued.
- Print invoices based on configured settings.

SALES INVOICE

Date 2/10/2025 3:04:03 PM

Name: [Input] Contact Number: [Input] VIN/Chassis#: [Input] Plate Number: [Input]

Spare Part: [Dropdown]

Price: [Input] Quantity: [Input] Total: [Input]

Discount Percentage: [Input] Total After Discount: [Input] Add: [Button]

Part	Price	Quantity	Discount	Total
------	-------	----------	----------	-------

Total: 0 Item: 0 Grand Total: 0.00

Save & Print Add Item Events

Shortcut Keys: Enter to Add the Item, F10 to Save & Print

Tax Invoice

Invoice Date: [Input] Invoice No.: [Input] Customer Info: [Input] Car Info: [Input] Sales Person: Admin

Part No.	Particulars	Price (OMR)	Quantity	Discount (%)	Total (OMR)
1	[Redacted]	[Redacted]	1 PCS	%	34 OMR
Total Discount					0 OMR
Sub Total					34 OMR
موردية القيمة المضافة VAT					1.7 OMR
المجموع الكلي Total					35.7 OMR

VitalSpares – Auto Parts Management Software

SALES RETURN

- Process returned items from customers.
- Stock is updated accordingly upon return approval.

The screenshot shows the 'SALES RETURN' form. At the top, it says 'SALES RETURN' and 'Please select the item from the dropdown list and enter quantity to return'. Below this, there's a date field showing '2/10/2025 3:05:02 PM'. There are fields for 'Name' and 'Contact Number' with a value of '95702377'. A section titled 'Auto Parts' contains a dropdown menu for 'Spare Part', and input fields for 'Price', 'Quantity', and 'Total'. Below this, there are fields for 'Discount Percentage' and 'Total After Discount', along with an 'Add' button. A table below shows a single entry: 'THERMOSTAT MOPAR ADV' with a price of 23, quantity of 1, and a total of 23. At the bottom, there is a 'Save Changes' button.

SALES QUOTATION

- Create quotations similar to sales invoices.
- Quotations do not affect stock levels until confirmed as sales invoices.

The screenshot shows the 'QUOTATION' form. At the top, it says 'QUOTATION' and 'Date 2/10/2025 3:05:19 PM'. There are fields for 'Name', 'Contact Number', 'VIN/Chassis#', and 'Plate Number', each with an 'Optional' label. A 'Customer Details' button is also present. Below this, there's a dropdown menu for 'Spare Part', and input fields for 'Price', 'Quantity', and 'Total'. There are also fields for 'Discount Percentage' and 'Total After Discount', along with an 'Add' button. A table below shows a single entry with columns for 'Part', 'Price', 'Quantity', 'Discount', and 'Total'. At the bottom right, it shows 'Total: 0', 'Tax: 0', and 'Grand Total: 0.00'. At the bottom, there are 'Save & Print' and 'Add New Quotation' buttons. A 'Shortcut Keys' section at the bottom left lists: 'Enter to Add the Item', 'F2 to Save & Print', and 'F3 to Print'.

EXPENSES

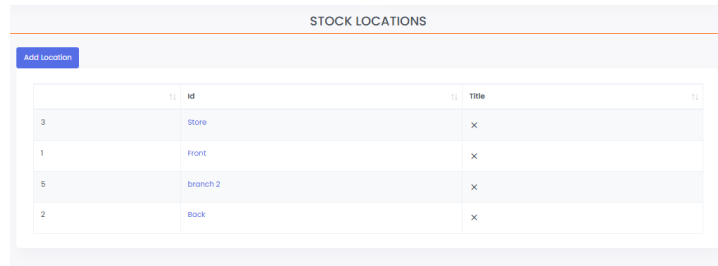
- Record business expenses, including type, date, and value.
- Helps track expenditures for financial analysis.

The screenshot shows the 'EXPENSE' form. At the top, it says 'EXPENSE' and 'Date 02/10/2025'. Below this, there's a section titled 'Expense Details' with a dropdown menu for 'Expense Type' and an input field for 'Amount'. There is also a 'Description' field with an 'Optional' label. Below this, there is an 'Add' button. A table below shows a single entry with columns for 'Expense Type', 'Amount', and 'Description'. At the bottom, there is a 'Save Changes' button.

VitalSpares – Auto Parts Management Software

STOCK LOCATIONS

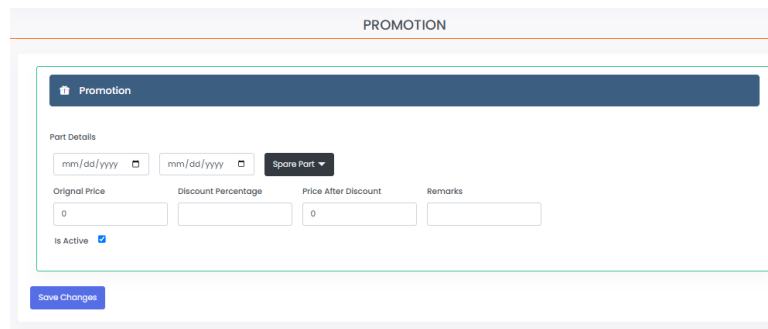
- Add and manage locations where parts are stocked.
- Helps track product availability across different storage locations.



ID	Title
3	Store
1	Front
5	branch 2
2	Back

ADD PROMOTIONS

- Configure discounts and promotions for products.
- Specify discount type as percentage or fixed amount.



Promotion

Part Details

mm/dd/yyyy mm/dd/yyyy Spare Part

Original Price Discount Percentage Price After Discount Remarks

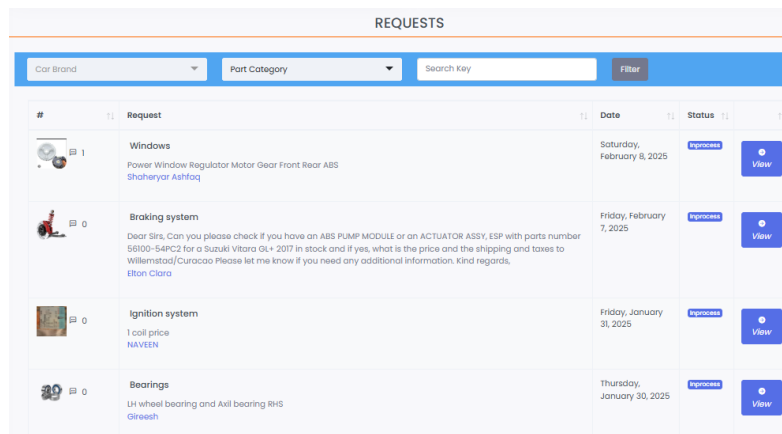
0 0 0

Is Active

Save Changes

REQUESTS

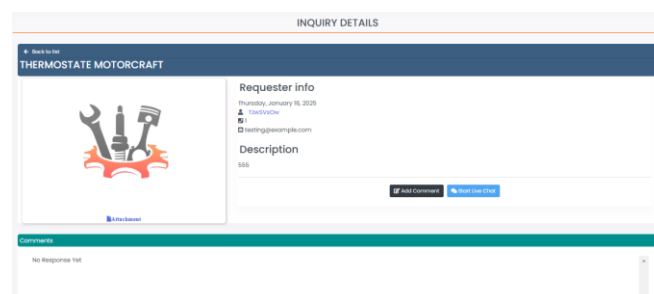
- View and respond to auto part requests from customers.
- Facilitate efficient handling of customer needs.



#	Request	Date	Status
1	Windows Power Window Regulator Motor Gear Front Rear ABS Shaheryar Ashfaq	Saturday, February 8, 2025	Processed View
0	Braking system Dear Sirs, Can you please check if you have an ABS PUMP MODULE or an ACTUATOR ASSY, ESP with parts number S6100-54PC2 for a Suzuki Vitara 0L+ 2017 in stock and if yes, what is the price and the shipping and taxes to Willemstad/Curacao Please let me know if you need any additional information. Kind regards, Elton Clara	Friday, February 7, 2025	Processed View
0	Ignition system 1 coil price NAVEEN	Friday, January 31, 2025	Processed View
0	Bearings LH wheel bearing and Axil bearing RHS Gireash	Thursday, January 30, 2025	Processed View

INQUIRIES

- View and respond to inquiries from potential customers.
- Helps in customer engagement and sales conversions.



INQUIRY DETAILS

Back to list

THERMOSTATE MOTORCRAFT

Requester info

Thursday, January 16, 2025

555

Description

555

[Add Comment](#) [Send Live Chat](#)

Comments

No Response Yet

VitalSpares – Auto Parts Management Software

ORDERS

- Manage customer orders, convert them into invoices, and contact customers.
- Ensures smooth order processing and customer communication.

The screenshot shows the 'ORDERS' management page. At the top, it displays 'Order id: #1183' and 'Billing Name: Abdullah AlCraini'. Below this is a table with columns for 'Product', 'Product Name', and 'Price'. The table contains one row for 'CABLE MOPAR 18 x 1' with a price of '18'. A 'Total: 18' is shown at the bottom right of the table. Below the table, there is a 'Status' dropdown menu set to 'in process' and a 'Remarks' text area. At the bottom right, there are three buttons: 'Save', 'Make Sale Invoice', and 'Chat'.

B2B Module

SEARCH PRODUCTS AND MAKE RFQ

- Dealers can search for available auto parts.
- Create and send RFQs (Requests for Quotations) to suppliers for bulk purchases.

The image shows two screenshots from the B2B module. The left screenshot is titled 'SEARCH & BUY AUTO PARTS' and displays a search interface with filters for 'Car Brand' and 'Part Category'. Below the filters is a table of search results with columns for 'Title', 'Dealer', 'Product Number', 'Part Type', 'Make', 'Description', and 'Price'. The right screenshot is titled 'Quotation Request' and shows a form for creating an RFQ. It includes a date field, a 'Send' button, and a table for 'Best results' with columns for 'Part', 'Dealer', 'Price', and 'Quantity'. The 'Part' column contains '294200-2760 Common Rail Injection Control Valve (SCV) supplier' and 'New Solenoid valve 2945427'. The 'Dealer' column contains 'China' and 'China-tuting'. The 'Price' column contains '12' and '10'. The 'Quantity' column contains '1' and '1'. A 'Submit' button is at the bottom right of the form.

RECEIVE RFQ AND MAKE QUOTATIONS

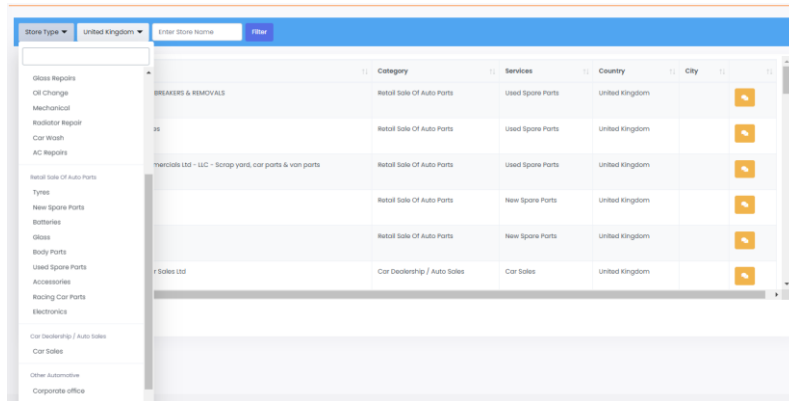
- Suppliers receive RFQs from dealers and can respond with customized quotations.
- Enables smooth B2B transactions and negotiations.

The screenshot shows the 'QUOTATION REQUESTS (RFQ)' interface. At the top, there is a dropdown menu set to 'All' and a search bar for 'Quotation Request Number'. Below the search bar is a table with columns for 'RFQ id', 'Type', 'Quote', 'Date', 'From', and 'To'. The table is currently empty, displaying 'No data available in table'. At the bottom left, there are navigation arrows and the text 'Showing 0 of 0 items'.

VitalSpares – Auto Parts Management Software

SEARCH AND CONTACT DEALERS

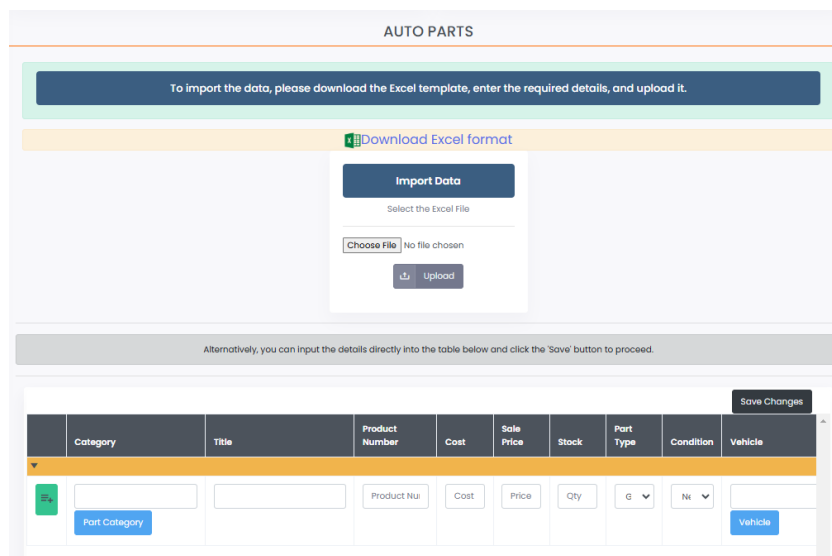
- Dealers can search for other registered dealers on the platform.
- Contact other businesses to establish B2B partnerships.



Import Data Module

IMPORT DATA FROM EXCEL SHEET

- Dealers can bulk upload auto parts and inventory data using an Excel sheet.
- Saves time by automating data entry.



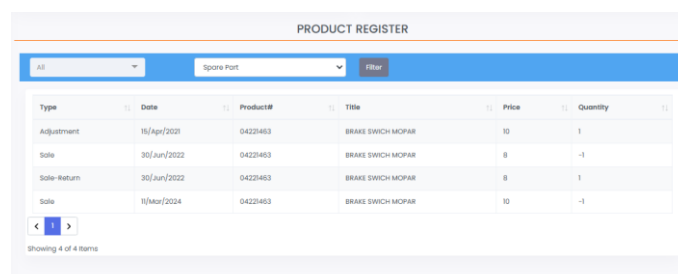
INTEGRATION WITH EXISTING SYSTEMS

- Allows integration with external systems to sync product and inventory data.
- Contact the support team for assistance with integration setup.

Reports Module

PRODUCT REGISTER

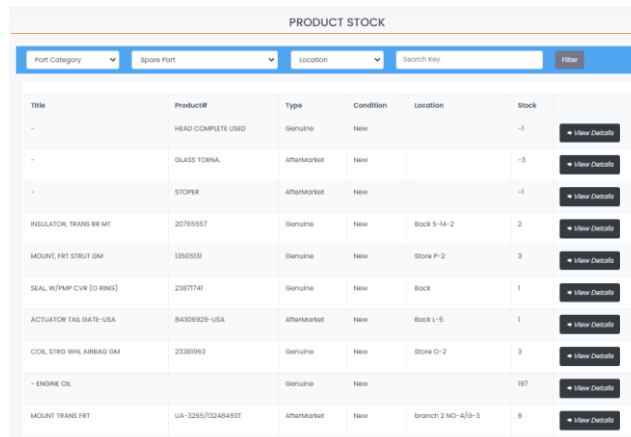
- View the complete transaction history of a single product, including purchases, sales, and stock adjustments.



VitalSpares – Auto Parts Management Software

PRODUCT STOCK

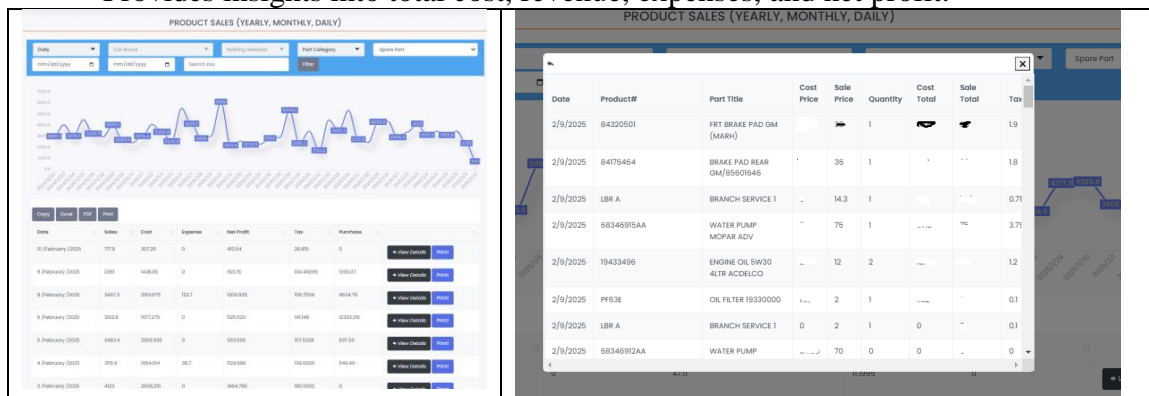
- Monitor the stock levels of different products.
- Helps prevent stock shortages and overstocking.



Title	Product#	Type	Condition	Location	Stock	
-	HEAD COMPLETE USED	Genuine	New		-1	View Details
-	GLASS TORNA	AfterMarket	New		-3	View Details
-	STOPER	AfterMarket	New		-1	View Details
INSULATOR, TRANS RR MT	2076557	Genuine	New	Stock 9-14-2	2	View Details
MOUNT, FRF STRUT GM	1200828	Genuine	New	Store P-2	3	View Details
SEAL, W/PMP CVR (O-RING)	2287748	Genuine	New	Stock	1	View Details
ACTUATOR TAIL GATE-USA	8430929-USA	AfterMarket	New	Stock L-5	1	View Details
COIL, STRG WHL AIRBAG GM	2288963	Genuine	New	Store O-2	3	View Details
- ENGINE OIL		Genuine	New		197	View Details
MOUNT TRANS FRF	04-2295/12248493T	AfterMarket	New	branch 2 NO-4/G-3	6	View Details

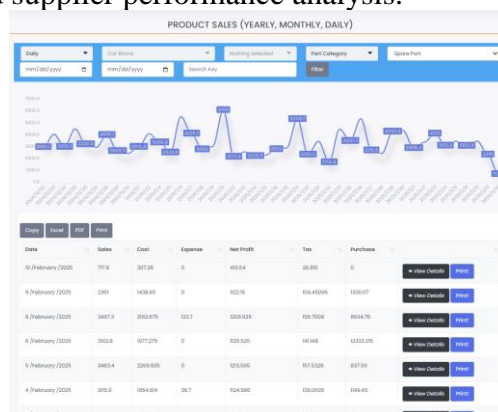
SALES STATISTICS

- Analyze sales trends on a daily, monthly, and yearly basis.
- Provides insights into total cost, revenue, expenses, and net profit.



PURCHASE STATISTICS

- Track purchase trends over different time periods (daily, monthly, yearly).
- Helps in budgeting and supplier performance analysis.



Conclusion

The **Vital Spares Dealers Module** offers a robust and user-friendly solution for managing auto parts sales and dealership operations. With features designed to optimize sales, inventory, financial tracking, and customer interactions, this module helps dealers improve efficiency and profitability. The structured reports further empower dealers to make data-driven decisions. By leveraging this module, dealers can enhance their business operations, increase customer satisfaction, and drive growth in the competitive auto parts industry.